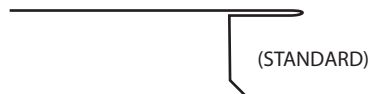


## STANDARD METAL FLASHING (Copper Recommended)

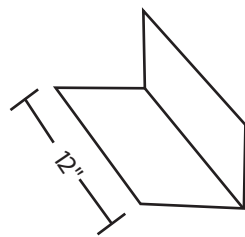
### 1: EAVE & RAKE STYLE - D



### 2: VALLEY (STANDARD)

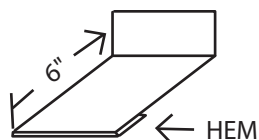


### 3: STEP FLASHING (STANDARD)

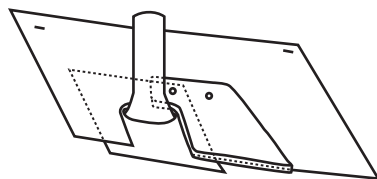


ALWAYS INSTALL INTERLAYMENT UNDER EACH COURSE-STEP FLASHING AND SEAL STEP FLASHING ON TOP OF INTERLAYMENT

### 4: HEAD WALL (STANDARD)



### 5: LEAD OR RIGID PIPE FLASHING ALWAYS INSTALL INTERLAYMENT UNDER SLATE ON METALS



### 6: COPPER NAILS FOR ALL SLATE PIECES RECOMMENDED: (1 3/4" FOR 1/4" - 3/8") (2" FOR 3/8" - 1/2")

## TOOLS (RECOMMENDED)

- SLATE CUTTER
- SLATE HAMMER
- DRILL + 1/8" BITS FOR SLATE
- KNIFE OR SCISSORS FOR INTERLAYMENT
- CAULKING GUN

A 3/8" or 1/2" riser strip can be used on eaves for first course, install drip edge over riser and first course of interlayerment over drip edge.

Rake Edge: cut interlayerment 3/4" from outside edge and add one nail just above slate for added wind protection. (See diagram #1)

After a watertight base roof including all metal flashings, and all underlayerments are complete, the roof is ready for SLATETEC.

Standard slate length is 12", with a required 4" overlap. Interlayerment is 18" wide. Install interlayerment first over drip edge, then install slate in successive courses with a 4" overlap, fastened with copper nails. 14" slate pieces can be used as a drop down for a staggered appearance. Hip and Ridge also requires a 4" overlap over a 12" strip of interlayerment. (3 nail holes are recommended on each ridge piece.)

## DISCLAIMER:

It is the responsibility of the roofing contractor to abide by all local building requirements and codes. SLATETEC makes no warranties or guaranties of any type to include the accuracy of the information in this manual. Check your geographic area for special or prevailing code requirements that may require an engineering report.

## CONTACT:

PO Box 2015  
Wheat Ridge, CO 80034  
Toll Free 855-752-8383  
mike@slatetec.net

[www.slatetec.net](http://www.slatetec.net)



## Installation Recommendations



SLATETEC is a patented roof system designed to be installed on replacement or new construction projects.  
1/4" - 3/8" Slate weighs under 6 lbs per sq ft.  
3/8" - 1/2" Slate weighs under 9 lbs per sq ft.

SLATETEC interlayerment is designed to protect against weather and UV deterioration for up to 100 years exposed to the elements. This simple combination of SLATETEC interlayerment and natural slate makes a roof that is easy to install, lightweight, and cost effective for our customers. Natural elegance at an affordable price is the end result.

SLATETEC can be installed in standard 8" exposure straight application 1/4" or 3/8" — or it can be installed with a stagger for a more rustic "old-world" appearance. The options for color and application are endless.



Genuine Slate Roofing • Advanced Technology Installation

## INSTALLATION RECOMMENDATIONS

